



NORTHERN GOLDFISH & PONDKEEPERS SOCIETY NEWSLETTER



A Nationwide Society

Online Version

July 2014



The Summertime Pond - 10 Top Tips are enclosed

Plus the Minutes of the July Meeting and news of events and shows.....

Minutes of the July Meeting

Diseases dominated the opening discussions including Mouth Fungus (Columnaris) and Dropsy (Oedema) and possible treatments. These ranged from Acriflavin (now a Veterinary drug except in dilute solution), Iodine (old-fashioned but effective), Chloramine-T (common in Aquaculture), Alder leaves (used by the Catfish Keepers) - even Garlic (?).

The dangers of high protein foods for rapid growth in Goldfish fry were discussed...may lead to poor mature states or even early death. Being a herbivore, Goldfish fry need some extra protein but it needs to be vegetable based.

Sexing maturing Goldfish can be a problem where pronounced Tubercles are absent. Handling can reveal softer, feebler wriggling in females and more vigorous resistance in males – perhaps even a shorter ribcage in females. Thickening of the fin rays is often shown in males and they may also develop Wens when aging.

Some good Fancies were seen at Dave's Aquarium, Bolton and a few at World of Water, Altrincham.

Events

Sponsorship of the Nationwide Open Show (Sept. 27th at Weston Parish Hall, Northampton NN3 3EP) is being sought...this would allow a free Auction and better prizes.

The NEGS OS is on Sunday July 20th at Redby Community Centre, Fulwell Rd., Sunderland SR6 9QP – entries are needed by 13th July.

There will be a meeting of the BAF and FNAS committee at the Chadderton Conservative Club, 10 Victoria Street, Chadderton OL9 0HH at 8pm on Tuesday July 15th...everyone with opinions welcomed because there are problems that need addressing.

Our next Meeting is 8pm at The Church Inn on Tuesday August 12th...see you there.

.....

The Top Tips for the Summer Pond follow.....

The Springtime Top Tips were published in the NGPS Online Edition for March – just click on No. 4 Issue on the Home Page. Autumn Top Tips will be published later in the year.

If you would like your letter or article published in these Online Newsletter, please send (any format) to the Editor at drdmford@outlook.com (your VP David Ford).

The Online version is published monthly and a printed copy is Bimonthly (i.e. every two months) in a four page A4 version....if you do not have access to the Internet, let Sherridan know - with your postal address.

The Spring issue of *The Water Gardener* had Top Tips for the Springtime pond.

Now it is Summertime here are more Top Tips from Dr Ford for the Summer pond.

Later in the year he will offer more for the Autumn pond....

1

LET THE SUN SHINE IN ...

Something *not* to do in July or August ... do not trim back the fast growing submersible plants — such as *Elodea densa* (Pond Weed) or *Myriophyllum brasiliense* (Parrot's Feather). If you do, their growth is checked and algae will take over with green water or blanket weed appearing almost overnight. Don't worry about the full sun shining on the pond, this will make the submersibles grow and that stops the algae.

2

... OR SHADE THE SUN!

If algal blooms become a problem despite the UV filtration and added straw, try adding a Duckweed ... there are many varieties from the small and pretty Fairy Moss (*Azolla caroliniana*) to the rampant growing Lesser Duckweed (*Lemna minor*). Net out enough to keep at least 1/3rd of the surface clear, the submerged plants will then not suffer from light deficiency, but the shading is enough to kill off the algae.

The front gnome has been varnished but the paint is cracking from the plastic base. The rear gnome has a coat of resin varnish and remains glossy and fresh throughout the year.



TOP 10 TIPS

Top ten tips for the high summer season
by Dr David Ford,
Aquarian Advisory Service.

Photographs — unless otherwise stated — supplied by the author.



A simple plastic flower pot standing on a concrete slab over a pond filter unit can look attractive as well as be functional.

3

COVER SMELLY FILTERBEDS



The filter system has to work overtime in summer as the fish feed, grow and excrete. It can even smell on a hot summer's day (if the smell persists a clean out is needed!). A top tip is to cover the filter to trap any fumes and shelter the filter material from the sun. A slab from the DIY centre is best and can be made attractive by using it as a base for a flower pot ... but everything is easily moved for essential maintenance.

4


A VARNISH THAT WON'T FADE

A tip about the ornaments, colourful ones such as plastic

gnomes will fade or the paint peel under a summer sun. The usual tip of painting them with a clear varnish for protection does not work well either. Use a two-part clear resin varnish, as sold for car repairs. This gives a rock-hard coating that protects the ornament's paint from water splashes and weather.



Even housebricks can be used to edge a pond, if plants are grown over the bricks to hide them.



A good choice for pond edging plant is *Lysimachia (Nummularia aurea)* the golden form of Creeping Jenny.

5

HIDE THE POND EDGES

Growing plants over the edge of a pond gives a natural look and hides stonework and butyl folds. A good tip is to grow the plants *up* from the pond water, not *down* from the soil edge. This prevents foot damage and the plants do not suffer in a drought. Examples are Water Mint and Creeping Jenny.

6

TROPICAL FOODS FOR SUMMER

Feed well for maximum growth, unless the water temperature is so high that the fish lose interest. A tip for

Tropical or Marine Flakes are very nutritious for the pondfish in summer ... but keep the cat away!

TOP 10 TIPS

feeding ... the highest nutrition is obtained from flake foods and even the largest Koi can 'hoover' up floating flakes.

7


THE RIGHT TIME FOR LIGHTING MAINTENANCE

Late summer evenings means the garden lighting is not needed, this tip is to lift submerged lights and clean and restore them, especially the waterproofing — silicon sealer is the best medium for this job.

8

CHOOSE YOUR LILIES WHILST IN BLOOM

Visit the garden centre to see the lilies in full bloom, so you can choose the colour and the size you want. It is OK to plant them in summer, no need to worry about hardiness, most species are from Russia,



Submerged lighting makes fountains more interesting but they do need annual maintenance to preserve the effectiveness of their waterproof covers.

Scandinavia and Alaska, so a British winter will not worry them!

9

CHOOSE THE RIGHT LILIES TOO!

A useful tip when buying exotic lilies ... look for the Latin name *Nymphaea*, which are the true lilies, do not get *Nuphar* which are 'Pond Lilies' and nothing more than an aquatic weed.

10

TOP-UP THE POND IN DRY WEATHER

In hot weather, keep the pond topped-up so any bog plants around the edge are kept moist via the overflow. A Top Tip is to use a long length of aquarium airline tubing attached to the garden tap via a bored cor, which can be left just turned on (if there is no hosepipe ban ... a minitube like this can hardly be called a hosepipe but the law may do so!)

