



**NORTHERN GOLDFISH  
& PONDKEEPERS  
SOCIETY**  
A Nationwide Society  
**NEWSLETTER**



May 2016



**The Official Photograph of a Wild American Goldfish**

Wild Goldfish are now found in 49 of the 50 states in the USA, the exception is Alaska. Introduced in the early part of the seventeenth century by settlers, these releases were intentional, to add them to the flora and fauna of America. It was soon realised that it just wasn't a food fish but additions to wild stock continued as the fish became an ornamental variety and escapes (or abandonment) occurred. In modern times wild stock are found in any backwater streams or pools from Hawaii to the Canadian border. They have olivaceous colouring because red to golden varieties are soon taken by predatory local fish – or people. However, a government-sponsored NAS (Nonindigenous Aquatic Species) Report states that the fish are not self-sustaining communities...the numbers are maintained by additions from commercial Goldfish farms or released by pet owners. However, some spawnings must give survivors for that Olive coloured majority, swimming all over the USA.

## More Goldfish Facts

Did you ever wonder why there is often an aquarium in a Chinese Restaurant, mostly with Goldfish rather than a Tropical or Marine set-up? It is because the Chinese strongly believe in the myth that Goldfish are 'lucky'. It is believed to deliver prosperity to the business of that restaurant.

## This month's Top Tip (from me)



Snails are a nuisance in both ponds and aquariums and many aquatic manufacturers offer snail-killer treatments for their removal.

These contain chemicals such as Copper sulphate ( $\text{CuSO}_4$ ) or molluscicides such as metaldehyde (2,4,6,8-tetramethyl-1,3,5,7-tetraoxylcyclooctane).

When I was developing the Aquarian® range of water treatments (and the Tropicure and Atlantis range, over the years) marketing managers always asked for a snail-killer, but I was able to show them (in the Aqualab) how poisonous these substances are for fish, causing stress, if not actually killing them. So the ranges never included chemical snail-killer...

Researched and developed at the 'Aquarian' laboratories these ten 'Aquarian' remedies have been designed both to help you safeguard your fish from disease, from distressing chemical imbalances – or simply to help you maintain an attractive tank.

- 1. Tanksafe**  
Introduces good bacteria to rapidly mature a new aquarium.
- 2. Tap Water Conditioner**  
Conditions raw tap water for total or partial water changes.
- 3. Dechlorinator**  
Removes harmful chlorine from tap water.
- 4. Algae Control**  
Eradicates algae and inhibits re-growth in the aquarium.
- 5. Plant Food**  
Supplies essential trace elements for growth of aquarium plants.
- 6. Aquarium Conditioner**  
Reduces bacterial load and kills many ectoparasites.
- 7. Fungus Remedy**  
Kills fungal growths on fish by direct application.
- 8. White Spot Remedy**  
Kills the parasite that causes white spot disease.
- 9. Copparsafe**  
Kills all ectoparasites in freshwater and marine aquaria, including resistant strains of white spot.
- 10. Disinfectant**  
Kills 99.99% of the harmful bacteria found in aquarium systems.

A row of ten Aquarian product boxes numbered 1 to 10, with a bottle of product 2 and a pipette. The boxes are blue and white with the Aquarian logo and product names. The bottle is white with a blue cap and a label that says '2'. The pipette is white with a blue tip.

TOP AQUARISTS RECOMMEND <sup>®</sup>

# aquarian

WATER TREATMENTS AND REMEDIES THAT SAFEGUARD YOUR FISH

® Registered Trade Mark  
© Copyright Thomas's 1995

(Historical Products – no longer made or sold)

Hence, in the Aquarian Advisory Service I offered these alternative, practical, but safe, methods of snail removal.

In the aquarium place a tablet fish food beneath an upturned saucer on the tank bottom, at lights out (water snails are nocturnal feeders). Next day, before lights on, remove the saucer with its attached snails (as they search for that delicious smell) and wash them away, ready to rebait next night. The fish will remove the tablet! Persevere to remove every snail – they are hermaphrodites, so just one can breed....

In the pond, tie a lettuce heart to a weighted string and dangle in the pond each evening, remove early next day with its feeding snails. It helps to pour boiling water over the lettuce first, which softens the cellulose and helps release snail-attracting aromas.

Don't forget – send your top tips to me in any format – [drdmford@outlook.com](mailto:drdmford@outlook.com)

### Goldfish for iPad & iPhone

If you own one (or both) of these, go to your iTunes page and click the App Store. Add 'goldfish aquarium' to the search box and you should find these options...

Showing results for "goldfish aquarium"

iPad Apps



The Sims™  
FreePlay  
Games  
   
In-App Purchases



my Fish 3D  
Virtual Aquariu...  
Lifestyle



Goldfish  
Aquarium  
Entertainment



Wa Kingyo LE -  
Goldfish Pond  
Entertainment



Fish Aquarium  
Games  
   
In-App Purchases




Choose this App

The photo does not include the price because I have already downloaded it – but it cost £1-49p. Well worth it too. Use the App as a screen-saver or just for fun. It can be configured in many ways...single or many Goldfish in bowls or tanks, bubbling sound for the aeration or silent. Plus 16 different Fancy Goldfish (but simulations – if only the Goldfish looked this good in real life!).

## The Goldfish Aquarium (Version 2.0) main page.....



App Store > Entertainment > Prolific Publishing, Inc.



**Goldfish Aquarium** 4+  
Prolific Publishing, Inc. >

Details Ratings and Reviews Related

Screenshots iPhone iPad



+ Downloaded

This app is designed for both iPhone and iPad


Rating: 4+

LINKS  
Developer Website

© 2012 Prolific Publishing, Inc.

### Next...

I have a problem fantail in my show tank....



Despite feeding live foods, frozen, freeze-dried, as well as flake foods, the fish always developed 'swim-bladder' trouble for several hours after that feeding. It would give-up fighting the buoyancy and just hang upside down for all those hours. By next feed time, it recovered and the cycle repeated. I believe it is not the swim-bladder but digestive gasses in the bowel. Would culling be the kindest solution? If so, now is the time to discuss euthanasia....

## Fish Euthanasia

If you cannot bear to subject your prized Goldfish to the methods used by anglers with their catch of the day...use painless euthanasia via chemicals.

The best method is an overdose of the fish anaesthetic MS222 – but this needs a veterinary prescription and often the Vet will need to see the fish too, with the usual fees (more on this later). A cheaper anaesthetic is Oil of Cloves (sold in Pharmacies or as a propriety brand for toothache).

An essential oil (mainly Eugenol) derived from the Clove plant; it has anaesthetic and antiseptic properties. Being insoluble in water, the oil has to be made into an emulsion. Add 4 drops of Oil of Cloves to some water (just a few mls) in a small container that can be vigorously shaken. Place the fish in a disposable tank (the plastic dishes used for salad mixes at the supermarket are ideal). Transfer the fish to half a litre (for a small Goldfish) of aquarium water in the treatment tank. If more than ½ litre is needed, scale up the number of drops. Add the dispersed 4 drops and the fish should slow down and become comatose (i.e. anaesthetized) within a few seconds, but it can take several minutes for larger Goldfish. Then add another 4 drops (shaken with a little water) and repeat every 20 minutes until the fish is dead (no gill movement when viewed for a few minutes). This is slow but painless.



Another oft-quoted method is by poisoning the anaesthetized fish. Use pure alcohol, but if not available, full strength (near 40%) Vodka will suffice. Add 20 to 25% of the tank's water volume (i.e. 1/5th to ¼ of total – for the example of ½ litre that is 100mls to 125mls) of Vodka, once the fish is obviously fast asleep from the Clove Oil. The fish will be dead within minutes but leave at least 20 minutes.

Dispose of the carcass by burying or by plastic bag wrapping and placing in the non-recyclable rubbish bin (although some Councils will impose a fine if they find out). Large fish should be placed in a plastic bucket (black is best to exclude light and so calm the fish) with tank water of a known amount. Use 20 drops of Oil of Cloves (shaken with a little water) for every ½ UK gallon (2¼ litres). Add the dispersion slowly so it blends throughout the bucket and the fish should fall asleep fairly quickly at this strength. Then add the 20 to 25% Vodka (about 500mls). The problem with this method is that alcohol can create pain, especially to the eyes, so it is essential that the fish is fully anaesthetised. To use Clove Oil alone (Vodka is expensive) will take a slowly increased dosage to the obvious lethal level (could be up to 100 drops per UK gallon/4.5 litres).

### **MS-222**

As stated, the painless way is to anaesthetise the fish, then overdose, so it is unaware of the effect. The ideal anaesthetic is MS-222 (tricaine methanesulfonate),

a powder that dissolves in water and adding a little makes all fish go to sleep, then adding more causes swift painless death. The chemical is legally classed as 'POM-VPS' which means you can have it supplied by a veterinary surgeon, pharmacist or SQP (suitably qualified person) which means you can buy it online from an Internet Pharmacy. Use a Search Engine with 'MS222' to locate a seller. It is expensive (about £1 a gram) so it may be cheaper to visit a Veterinary Clinic and buy a portion, with instructions on its use. The recommended dose levels for small Freshwater Tropical Fishes is about 50 mg/l to initially anaesthetise followed by levels (slowly) up to 1gm/l to kill the fish. Larger Tropicals, Goldfish and Marines will need more - that is why adding a little slowly and observing the effect is recommended rather than specific dose levels. 50mg is approximately a level mustard spoonful per litre of water; 1gm is about a level teaspoonful.



If all this is too traumatic, seek the help of a Fish Vet. Your nearest one can be found from their Internet Site: [www.fish-vet-society.org.uk](http://www.fish-vet-society.org.uk) and click 'search for a Fish Vet'.

### **Minutes of the May Meeting**

David Ford (me!) reported that his article on the 'Nationwide Standards for Goldfish UK' on the Practical Fishkeeping Website has been visited more than 2,400 times to date – so it is very popular. (See PFK site, News, Freshwater)

David Padfield read out sections of BAS's May Newsletter and everyone was most concerned that The Manor Hall will not be available next year. All we could offer was a joint BAS/NGPS 2017 Open Show at St Matthews Church Hall, if needs be.

The AMGK OS is June 25<sup>th</sup> so entry forms need to be in by June 18<sup>th</sup> – for copies contact their (new) Show Sec Linda Malpas at [linda.malpas@ntlworld.com](mailto:linda.malpas@ntlworld.com)

Sherridan showed his Metallic – Nacreous Veiltail cross breeds, now 2 years old and suddenly showing some colour. These were chosen for good body shape Metallics, which they have inherited, but colour will need further breeding...



**Next meeting at the Church Inn, Prestwich, is Tuesday June 14<sup>th</sup>, please be there!**